

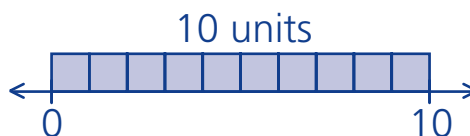
NAME: _____

Purpose

To use estimation to mark and label a point on a number line

Math Words

units The space between 0 and 10 on a number line is 10 units long.



halfway between 25 is halfway between 0 and 50 on a number line.

benchmarks Benchmark numbers, like 10, 50, and 100, help you estimate.

Starter Problem

Draw a point to show about where 128 is on this number line. Label the point.



NAME: _____

Starter Problem

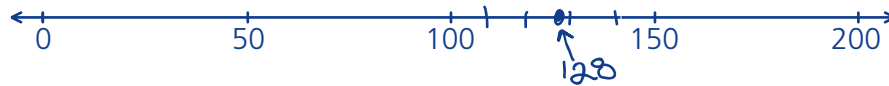
Draw a point to show about where 128 is on this number line. Label the point.



Student Thinking



I marked off the tens after 100. I put 128 just before 130. It checks because it's a little bit more than halfway between 100 and 150.



It's 128, so I tried to put 28 marks after 100, but it's hard to fit them all in.



Things to Remember

- * _____
- * _____
- * _____



NAME: _____

Our Turn

Draw a point to show about where the number is on each number line.
Label the point.

1. 131



2. 162



3. 180



NAME:

My Turn

Draw a point to show about where the number is on each number line.
Label the point.

1. 92



2. 92



3. 152




NAME: _____

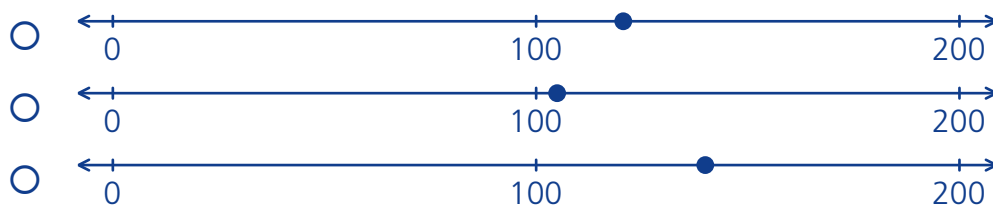
Multiple Choice Mini Lesson

Fill in the circle next to the answer you choose.

1. Which number line correctly shows the number 137?



2. Which number line correctly shows the number 121?




NAME: _____

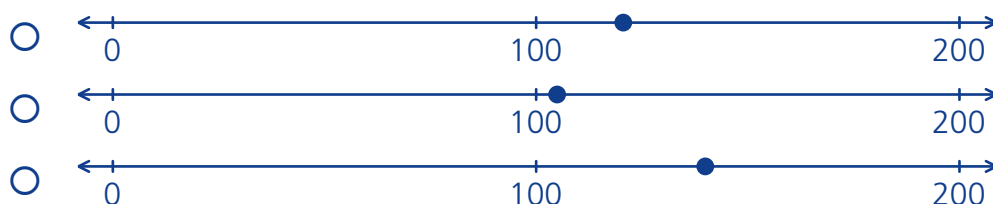
Multiple Choice Mini Lesson

Fill in the circle next to the answer you choose.

1. Which number line correctly shows the number 137?



2. Which number line correctly shows the number 121?



NAME:

Writing Task Mini Lesson

Explain how you know about where to mark and label the number 70 on this number line.



Marking Points for Numbers

NAME:

Writing Task Mini Lesson

Explain how you know about where to mark and label the number 70 on this number line.

